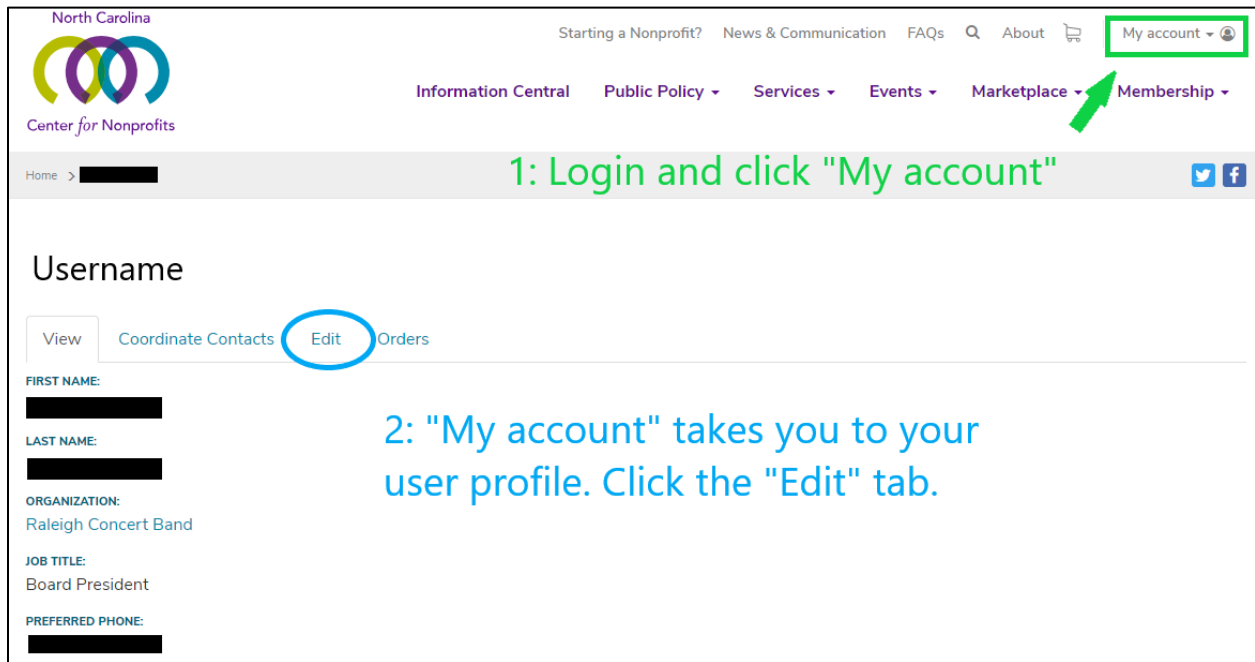


How to Update Your User Profile on the Center's Website



This visual guide will help you navigate through updating:

- Changes of the email used for your website account
- Changes in your contact information



Find your user profile



North Carolina
Center for Nonprofits

Starting a Nonprofit? News & Communication FAQs Q About  **My account** 

Information Central Public Policy Services Events Marketplace Membership

Home > [Redacted] **1: Login and click "My account"**  

Username

View Coordinate Contacts **Edit** Orders

FIRST NAME:
[Redacted]

LAST NAME:
[Redacted]

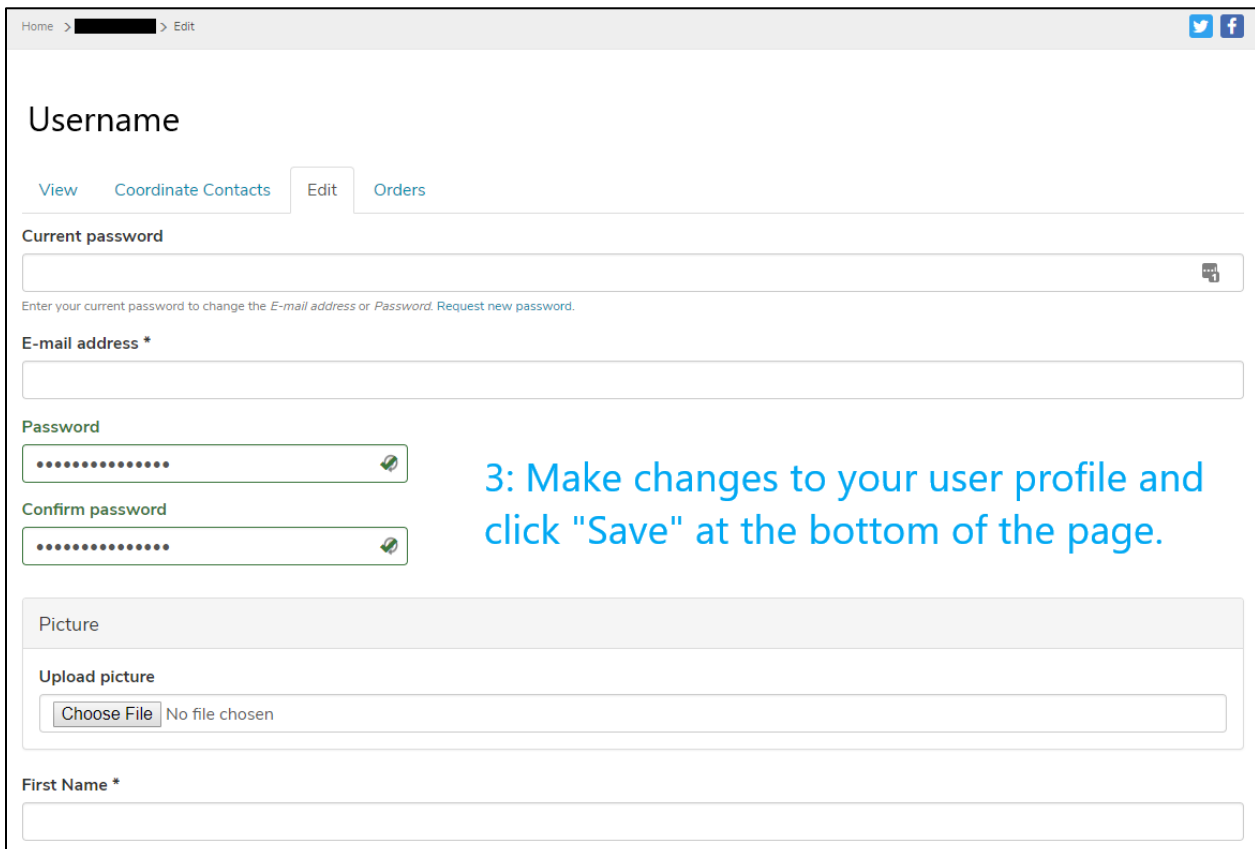
ORGANIZATION:
Raleigh Concert Band



JOB TITLE:
Board President

PREFERRED PHONE:
[Redacted]

2: "My account" takes you to your user profile. Click the "Edit" tab.

Edit your profile



Home > [Redacted] > Edit  

Username

View Coordinate Contacts **Edit** Orders

Current password

Enter your current password to change the E-mail address or Password. Request new password.

E-mail address *

Password

Confirm password

Picture

Upload picture

No file chosen

First Name *

3: Make changes to your user profile and click "Save" at the bottom of the page.

Note: You must enter your password to be able to change the email used for your website account.